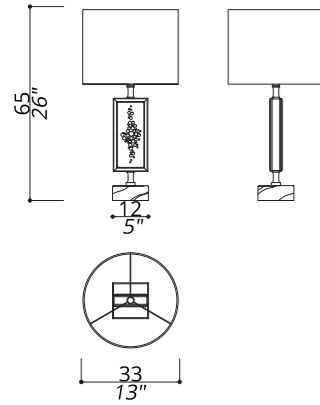


# FLUTE



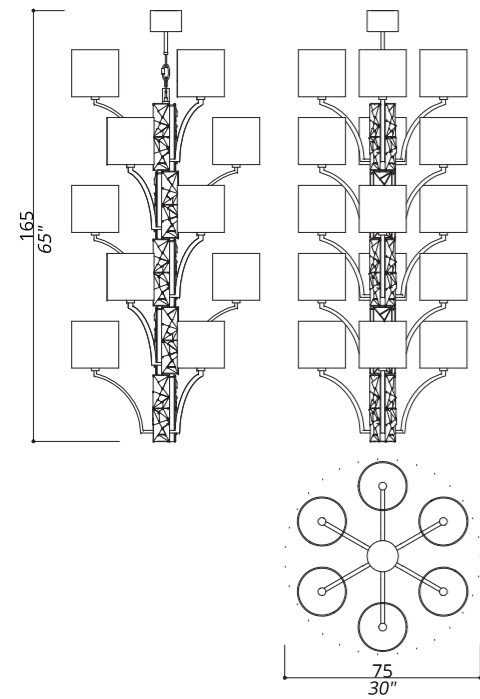
131-BB-30

TABLE LAMP

TWO-SIDED FRAME IN GALUCHAT UPHOLSTERY. STRUCTURE IN F\_10 (NATURAL BRASS); DARK GRAY GALUCHAT. PORTORO MARBLE BASE. SHADE IN TS\_30 (THICK BEIGE SATIN).

1 LIGHT  
TYPE E27

# CREA



211-BB-24

MODULAR CHANDELIER

FIVE MODULAR FIXTURES COMPOSITION. CENTRAL STRUCTURE OF 3D DESIGNED PANELS IN SOLID BRASS. 50 CM OF CHAIN INCLUDED.

15 LIGHTS  
TYPE E14

STRUCTURE IN F\_13 (BURNISHED BRASS FINISH); TILES IN F\_12 (BRUSHED & BURNISHED BRASS); CONNECTION BOX AND DETAILS IN F\_10 (NATURAL BRASS). SHADES IN TS\_24 (GOLD TREVIRA WAVE).

221-NK-04

WALL LAMP

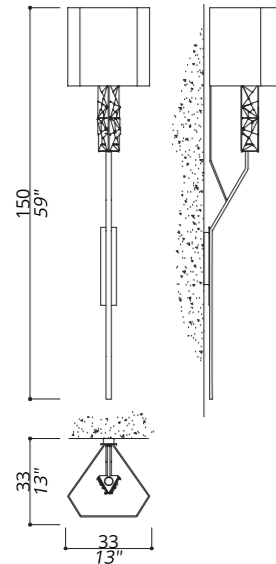
CENTRAL STRUCTURE OF 3D DESIGNED PANELS IN SOLID BRASS.

1 LIGHT  
TYPE E27

STRUCTURE IN L\_56 (BLACK MATTE FINISH); TILES IN F\_33 (SATIN NICKEL FINISH); DETAILS AND CONNECTION BOX IN F\_31 (POLISHED NICKEL FINISH). SHADE IN TS\_04 (WHITE PONGÈ); PLISSÈ ON SIDES.

221-BB-33

STRUCTURE IN F\_13 (BURNISHED BRASS FINISH); TILES IN F\_12 (BRUSHED & BURNISHED BRASS); CONNECTION BOX AND DETAILS IN F\_10 (NATURAL BRASS). SHADE IN TS\_33 (PINK TAFFETA); PLISSÈ ON SIDES IN TS\_02 (BEIGE CREPON).



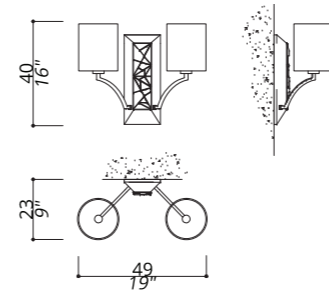
222-NC-22

WALL LAMP

ONE MODULE COMPOSITION. CENTRAL STRUCTURE OF 3D DESIGNED PANELS IN SOLID BRASS.

2 LIGHTS  
TYPE E14

STRUCTURE IN L\_57; TILES IN F\_33; DETAILS AND CONNECTION BOX IN F\_31. SHADES IN TS\_22 (IVORY TREVIRA WAVE).



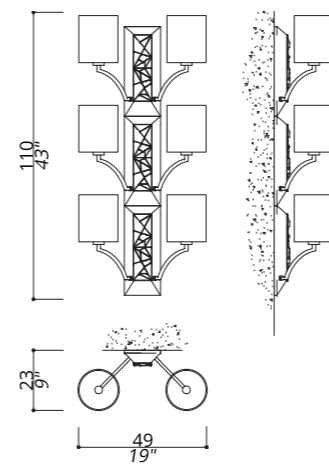
223-GJ-33

WALL LAMP

THREE MODULES COMPOSITION. CENTRAL STRUCTURE OF 3D DESIGNED PANELS IN SOLID BRASS.

6 LIGHTS  
TYPE E14

STRUCTURE IN L\_55 (BEIGE FINISH); TILES IN F\_15 (SATIN GOLD FINISH); DETAILS AND CONNECTION BOX IN F\_14 (POLISHED GOLD FINISH). SHADES IN TS\_33 (PINK TAFFETA).



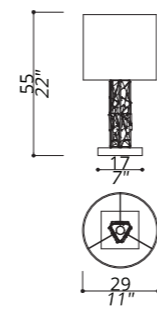
231-BB-28

TABLE LAMP

CENTRAL STRUCTURE OF 3D DESIGNED PANELS IN SOLID BRASS.

1 LIGHT  
TYPE E27

STRUCTURE AND CONNECTION BOX IN F\_13 (BURNISHED BRASS FINISH); TILES IN F\_12 (BRUSHED & BURNISHED BRASS); DETAILS IN F\_10 (NATURAL BRASS). METAL BASE. SHADE IN TS\_28 (IVORY TAFFETA), INNER GOLD LINING.



241-GK-11

FLOOR LAMP

CENTRAL STRUCTURES OF 3D DESIGNED PANELS IN SOLID BRASS.

3 LIGHTS  
TYPE E27

STRUCTURE IN L\_56 (BLACK MATTE FINISH); TILES IN F\_15 (SATIN GOLD FINISH); DETAILS IN F\_14 (POLISHED GOLD FINISH). METAL BASE. SHADES IN TS\_11 (ALABASTER TAFFETA); PLISSÈ ON SIDES IN TS\_05 (BEIGE PONGÈ).

